


Master  
Product  
Guide

---



---

**MOD  
DIM**

Quick. Light-weight.  
Budget-friendly.




## Introduction

ModDim three-dimensional panels fasten together to create a truly unique backdrop solution for all your show needs. Available in six bold patterns, the 18" matte finish tiles create a stunning design element on their own or extraordinary effects can be produced by integrating theatrical lighting or video projection.

Scalable for any size venue or function, ModDim has the flexibility to be used virtually anywhere. With an option to be painted for a more permanent set, the possibilities are truly endless with the newest addition to both audio-visual and special event industries.


## Patterns

3D pattern files available in the following formats: vwx, obj, igs, sldprt, stl, dwg.



bar

dwg | igs | obj | sldprt | stl | vwx



bend

dwg | igs | obj | sldprt | stl | vwx



dunes

dwg | igs | obj | sldprt | stl | vwx

## Patterns

3D pattern files available in the following formats: vwx, obj, igs, sldprt, stl, dwg.



fractal

dwg | igs | obj | sldprt | stl | vwx



logan

dwg | igs | obj | sldprt | stl | vwx



tessellate

dwg | igs | obj | sldprt | stl | vwx

## ECO Notes

The raw material used for the production of ModDim is the fibrous byproduct, Bagasse, which is a remnant of sugarcane stalks after they are crushed and processed to extract their juice. The 100% recycled raw material is then pressed between steel plates to produce the different patterns available.

Bagasse is one of the worlds most renewable resources. Sugarcane can be harvested up to three times a year with total worldwide harvest of more than 1.2 billion metric tons per year. Approximately one ton of Bagasse as a primary raw material, our planet is able to preserve over 40,000 acres of forest land from depletion every year.

ModDim 3-Dimensional Panels are also compostable and therefore 100% biodegradable at the end of their life-cycle. MoDim 3-Dimensional Panels are truly the next generation of innovation in eco-friendly design for live events.

## Product Care

Coined a 'durable expendable,' ModDim is designed to be discarded as the product wears down over time. Failure to properly inspect the quality of each panel after each show may result in failure of the product.

## Flame Resistance

Our studio in California runs a process to treat the products one-by-one to ensure that a flame resistance product is applied to each and every piece of ModDim. We use a product called FlameStop 1, which is sprayed onto both sides of ModDim, an already Class-B fire-rated material.

Through the application of advanced flame retardant technology, ModDim has successfully passed field tests in more than 20 states across the United States, including California and New York.

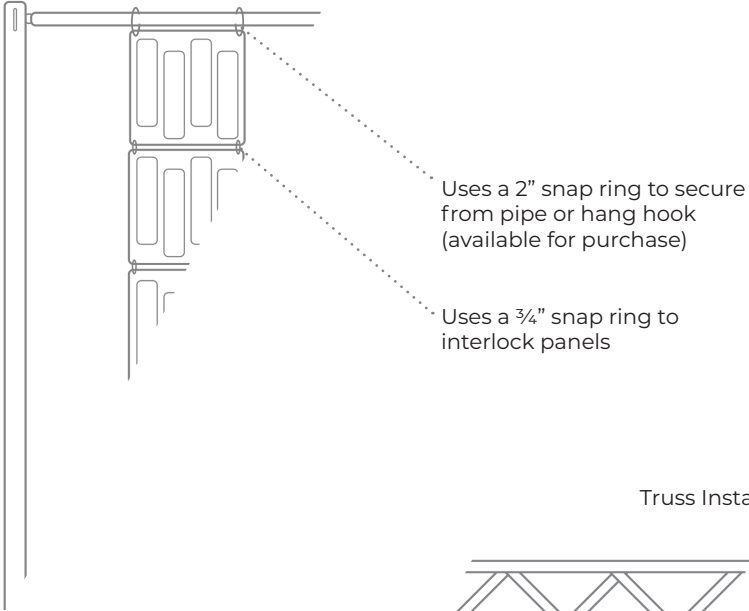
ModDim panels have been treated with Flame Stop 1 to conform with the following standards:

ASTM E-84, NFPA 255, UL 723: U.S. Testing #LA 62192, CA Reg. #C-14401 NFPA 701; Registered with the CSFM for use on interior decorative materials only.

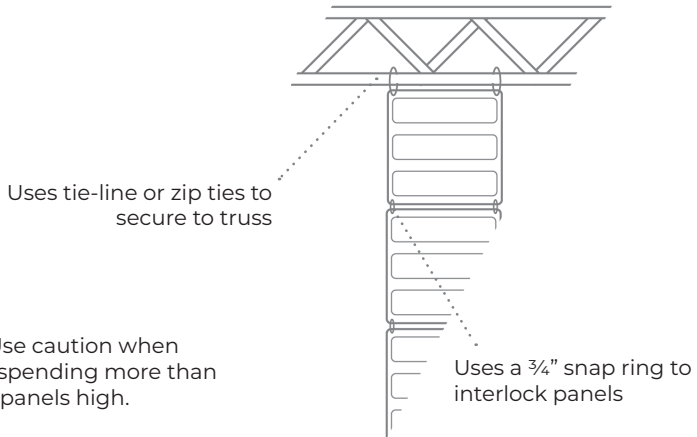


# Installation

## Pipe & Drape Installation



## Truss Installation



### Note:

- Use caution when suspending more than 10 panels high.
- Not recommended for use near water, wind or outdoors.



## Lighting & Projection

A variety of effects can be produced on stage through lighting and projection techniques...

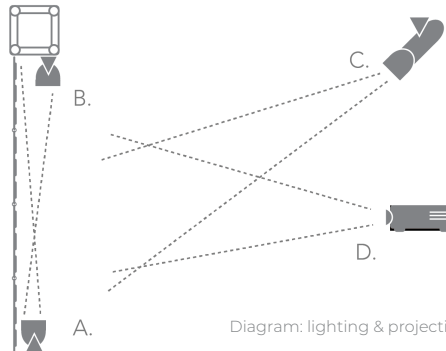


Diagram: lighting & projection placement

- A. Uplighting is the most effective, simple solution, using LED lighting to light the product from the ground. This lighting technique is called 'grazing' — where the light illuminates the texture of the material while washing ModDim with color. The simplicity of dropping fixtures on the floor and angling them upward makes this the most affordable, quick solution. LED lighting should always be used, as they produce limited heat and have great light output.
- B. Downlighting should be used when you have a trade show booth or similar environment where floor space is limited or not useable. This provides the grazing effect of uplighting, but from a downward hang. LED lighting should also be used, given the proximity of the light fixture to the ModDim product.
- C. Front-washing the product has two results: the first simply lights the product with the light being sent toward the wall or stage. The second effect can be achieved when combining a 'grazing' light onto the wall while ALSO front lighting the wall. This creates a bi-color effect where the patterns wells fill with front lighting, and the pattern ridges are illuminated with the color of the up or down lighting.
- D. Projection can create simple and elaborate effects when used on ModDim. From a simple gobo being projected onto the surface, all the way to the projection of HD video content across a paneled ModDim surface. The matte nature of the product soaks up video light for vibrant effects that should be discussed when selling ModDim to AV and production companies.

## Additional Applications

ModDim panels are engineered to be used primarily in temporary applications such as live events, trade shows, marketing activations, etc. Occasionally, a more permanent application is desired, such as on a set flat or for the interior of a store or venue. The modular nature of ModDim makes permanently installing the panels relatively easy to do.

### Cutting:

- Utility knife or most power cutting tools

### Adhering:

- Tile mastic + 3/16" 'V' trowel, contact cement + paintbrush/roller, or industrial double-sided tape.

### Primer:

- PVA drywall primer/sealer, or professional level finish primers.
- Low or no VOC recommended.

### Finishing:


- Paintable caulk or joint compound.

### Painting:

- Paint can be applied with a brush, roller or paint sprayer (Airless or HPLV).
- Low or no VOC recommended.

ModDim panels come in a matte white finish, ideal for soaking up light and projection, offering a neutral slate for designers and planners to transform as seen fit. ModDim can be painted right out of the box as well with latex paint to achieve a variety of different finishes and effects. The porous substrate allows paint to be applied without the use of a primer. It is recommended that 1-2 light coats be applied to avoid warping from excess moisture.

Detailed installation instructions are available when purchasing ModDim for permanent installation.



Fiat Tradeshow Booth



E! News Studio Installation



moddim.com

Industry pricing available through parent company

**AKJOHNSTON**

studio@akjohnston.com | 866.212.2192

MODDIM is a US-registered trademark number  
4703534 and cannot be used without permission or license